

**KHSAA TITLE IX
ANNUAL REPORT SUBMISSION
STATUS REPORT
2008-2009**

KHSAA
Form T65
Revised 4/09

TO: KHSAA Member School Superintendents, Principals, and Athletic Directors

FROM: Brigid L. DeVries, Commissioner
Darren Bilberry, Assistant Commissioner

DATE: May 21, 2009

School	Rose Hill Christian	Reviewed by	Gary W. Lawson
--------	---------------------	-------------	----------------

The following is a status report regarding the required 2008 - 2009 Title IX Annual Report submission of forms due into the KHSAA office by April 15, 2009. Appropriate KHSAA Audit Team personnel have reviewed these forms and the following is a summary of this review.

I. Checklist of Forms properly submitted in a satisfactory manner:

X	GE 19 (Annual Verification)	X	T-35 (Budget Expenses)
X	T-1 (Summary Program Chart 1)	X	T-36 (Budget Expenses)
X	T-2 (Summary Program Chart 2)	X	T-41 (Checklist – Overall Interscholastic Program)
X	T-3 (Summary Program Chart 3)	X	T-60 (Corrective Action Plan)
X	T-4 (Summary Program Chart 4)	X	T-63 (Interscholastic Survey Results)

II. Status

A.		2008 – 2009 Forms are satisfactory and no further information or action is necessary at this time.
B.	X	<p>Errors have been noted with respect to the following forms:</p> <p>Errors found on the T-2 form are corrected on the attachment. Place corrected data in the school's Title IX file.</p>
C.		The following forms were omitted and must be submitted by school representatives:
D.	X	<p>According to the 2008-2009 data, the school appears to be meeting the standards established in:</p> <p><input type="checkbox"/> Test 1 (Athletic participation is proportionate to enrollment)</p> <p><input checked="" type="checkbox"/> Test 2 (History and continuing practice of program expansion)</p> <p><input checked="" type="checkbox"/> Test 3 (Full and effective accommodation of interests and abilities)</p>
E.	X	<p>Other Recommendation and Comments: According to calculations, data, and responses submitted and corrected by KHSAA representatives, the school is likely meeting the standards established in both Tests 2 and 3 for provision of athletic opportunities. The most recent student survey appears to support the responses given on the T-3 form. In the area of benefits, total athletic spending seems to be within acceptable parameters on a per athlete basis.</p>

2008-2009
ACCOMMODATION OF INTERESTS AND ABILITIES
SUMMARY PROGRAM CHART T-2

KHSAA
 Form T2
 Rev. 12/08

Participation Opportunities Test Two

			Column 1	Column 2	Column 3	Column 4	Column 5
Program			Number of Teams Currently Offered	Number of Participants	Number of Teams Added Since the beginning of the 2004-2005 School Year	Number of participants for the 2008-09 school year who are playing on teams added since the 2004-05 school year	Percent of Total Participation By Sex Added Since the beginning of the 2004-2005 School Year
GIRLS	Row 1	varsity:	6	46	2	6	
	Row 2	j.v.:	1	12	1	12	
	Row 3	frosh:	0	0	0	0	
	Row 4	total:	7	58	3	18	45 31
BOYS	Row 5	varsity:	7	61	1	4	
	Row 6	j.v.:	1	15	0	15	
	Row 7	frosh:	0	0	0	0	
	Row 8	total:	8	76	1	19	33 25

- 1) For Column 1, list the number of interscholastic teams offered for girls and boys at each competitive level (~~varsity, junior varsity, and freshman~~). For girls, total each of the entries in Rows 1, 2, and 3 into Row 4. For boys, total Rows 5, 6, and 7 into Row 8.
- 2) For Column 2, list the number of participants at each level. For girls, total each of the entries in Rows 1, 2, and 3 into Row 4. For boys, total Rows 5, 6, and 7 into Row 8. **Note:** The totals in Row 4 for girls and in Row 8 for boys must be the same as the totals in Form T-1, Column 3, Rows 1 and 2 respectively.
- 3) For Column 3, list the number of interscholastic teams that have been added in the last five years at each competitive level. Count each team added during the 5 year period only one time. e.g. Girl's junior varsity soccer was added 3 years ago, count the team only once, not 3 times. For girls, total the entries in Rows 1, 2, and 3 into Row 4. For boys, total Rows 5, 6, and 7 into Row 8.
- 4) For Column 4, list the number of participants that are **currently** on each level of the teams that were added in the last five years. If a team was added previously but no longer exists, there are no current participants to be added for that team. For girls, total the entries in Rows 1, 2, and 3 into Row 4. For boys, total Rows 5, 6, and 7 into Row 8.
- 5) For Column 5, calculate the percentage of participants that have been added in the last five years. For girls, take the number in Column 4, Row 4 and divide by the number in Column 2, Row 4. For boys, take the number in Column 4, Row 8 and divide it by the number in Column 2, Row 8.

Note: If the percentage of current participants added in the last five years is 25% or greater, compliance with Test Two may be possible. If less than 25%, then compliance with Test Three should be analyzed. **CAUTION:** 25% is not a formal compliance standard.

Principal's Signature: Jeff Foster Date: 4-7-09



KENTUCKY HIGH SCHOOL ATHLETIC ASSOCIATION
2008-2009 ANNUAL VERIFICATION OF TITLE IX PROCEDURES
 (To be submitted by April 15, 2009 along with other required forms)

KHSAA Form GE19
 F:Forms/GE19
 Rev.12.08

APR 10 2009

The Rose Hill Christian High School, Ashland, Kentucky
 (Name of High School) (City)

certifies to the Kentucky High School Athletic Association that the following is an accurate and true representation of the facts surrounding compliance with 20 U.S.C. Sections 1681-1688, et. Seq. (also known as Title IX)

I certify the following provisions in accordance with records at the school contained in the permanent Title IX file, at least one copy of which must be maintained in the Principal's office, and to the best of my knowledge have completed the following tasks.

Established a gender equity committee at the high school. (List committee personnel and provide attachment if necessary)

Name	Address	Phone	Title
(Supt., Principal, Student, Parent, Coach, Etc.)			
David Thompson	11 The Oaks Dr. Ashland	(606) 393-5060	School Board Mbr./Parent
John Bush	3312 Hunter Ct., Ashland	(606) 324-6647	Coach/Parent
Gina Bush	3312 Hunter Ct., Ashland	(606) 324-6647	Coach/Parent
Don Frailie	2746 Auburn Ave. Ashland	(606) 571-3568	Advisor

Scheduled a minimum of three meetings during the 2008-2009 school year on the following dates:

September 25, 2008
March 11, 2009
May 13, 2009

Designated the following person(s) as the Title IX coordinator for the school:

Name	Title	Address	Phone
David Thompson	Above	Above	Above

Designated the following person(s) as the Title IX coordinator for the district:

Name	Title	Address	Phone
Above	Above	Above	Above

School personnel are continuing to make periodic reviews of the boys' and girls' athletics program reflected in the Corrective Action Plan.

In addition to the above information, the above referenced school maintains a complete permanent file relative to Title IX records including copies of the self-assessment audit, all corrective action plans, and other related materials.

Jeff Foster
 Principal's Signature

4-7 2009
 Date

Sharon C. Parsons
 Superintendent Signature

[Signature]
 School Board Chairpersons' Signature

(Send original copy to KHSAA - Maintain duplicate in Title IX school folder)



2008-2009
ACCOMMODATION OF INTERESTS AND ABILITIES
SUMMARY PROGRAM CHART T-1

KHSAA
 Form T1
 F:Forms/T1
 Rev. 10/08

Participation Opportunities Test One

		(Column 1)	(Column 2)	(Column 3)	(Column 4)
	Program	Enrollment	Percentage of Total Enrollment	Number of Interscholastic Participants (double and triple count)	Percentage of Total Participation
Row 1	GIRLS	49	54	58	43
Row 2	BOYS	41	46	76	57
Row 3	Totals	90	100%	134	100%

Instructions:

*Number of 8th grade students & below used in Column 3 and Column 4 calculations: 12

- Determine the total number of girls enrolled, (place in Row 1, Column 1). Determine the total number of boys enrolled, (place in Row 2, Column 1).
- Add the total number of girls and boys enrolled to determine total enrollment, (place in Row 3, Column 1).
- Calculate the percentage of total enrollment that is female. (Divide Row 1, Column 1 by Row 3, Column 1 and place in Row 1, Column 2.) Calculate the percentage of total enrollment that is male. (Divide Row 2, Column 1 by Row 3, Column 1 and place in Row 2, Column 2.) Note: Row 1, Column 2 plus Row 2, Column 2 should total 100%.
- Ask coaches to confirm the names of those individuals who are on the team as of the first **date of regular season competition**, and ~~cross out the names of those who were cut from the team or quit the team prior to the first regular season competitive event.~~ Determine the total number of interscholastic athletics participants that are girls, (and place in Row 1, Column 3). In order to determine the total number of athletics participants, an individual should be counted each time he or she participates on a team. For example, if Jane Doe competes on the varsity volleyball team, the junior varsity volleyball team, the junior varsity basketball team, and the varsity softball team, she should be counted as four participants (**do not include club or intramural sports participants, cheerleaders, dance teams, or pom squads**). Calculate the same way for boys and girls. * In addition, should 8th grade students and below play on a Freshman, Junior Varsity, or Varsity team, they should also be counted for each team and sport on which they participate. If applicable, please asterisk in the above notation as to how many 8th grade students & below are included in the totals.
 Using the same procedure, determine the total number of interscholastic athletic participants that are boys, (and place in Row 2, Column 3). Add Row 1, Column 3 plus Row 2, Column 3 to get total participants and place in Row 3, Column 3.
- Calculate the percentage of female participation. (Row 1, Column 3 divided by Row 3, Column 3 and place in Row 1, Column 4.) Calculate the percentage of male participation. (Row 2, Column 3 divided by Row 3, Column 3 and place in Row 2, Column 4.) Note: Row 1, Column 4 plus Row 2, Column 4 should total 100%.

Note: While being within three percent is not a formal compliance standard; if the percent listed in Row 1, Column 4 is within 3% of Row 1, Column 2, then it provides a good target within which compliance is likely.

Principal's Signature: *Jerry Foster* Date: 4/7/09
 Copyright 1999, Good Sports, Inc., Title IX and Gender Equity Specialists. All rights reserved.

2008-2009
ACCOMMODATION OF INTERESTS AND ABILITIES
SUMMARY PROGRAM CHART T-2

KHSAA
 Form T2
 Rev. 12/08

Participation Opportunities Test Two

		Column 1	Column 2	Column 3	Column 4	Column 5
Program		Number of Teams Currently Offered	Number of Participants	Number of Teams Added Since the beginning of the 2004-2005 School Year	Number of participants for the 2008-09 school year who are playing on teams added since the 2004-05 school year	Percent of Total Participation By Sex Added Since the beginning of the 2004-2005 School Year
GIRLS	Row 1	varsity:	6	46	2	6
	Row 2	j.v.:	1	12	1	12
	Row 3	frosh:	0	0	0	0
	Row 4	total:	7	58	3	18
BOYS	Row 5	varsity:	7	61	1	4
	Row 6	j.v.:	1	15	0	15
	Row 7	frosh:	0	0	0	0
	Row 8	total:	8	76	1	19

- 1) For Column 1, list the number of interscholastic teams offered for girls and boys at each competitive level (varsity, junior varsity, and freshman). For girls, total each of the entries in Rows 1, 2, and 3 into Row 4. For boys, total Rows 5, 6, and 7 into Row 8.
- 2) For Column 2, list the number of participants at each level. For girls, total each of the entries in Rows 1, 2, and 3 into Row 4. For boys, total Rows 5, 6, and 7 into Row 8. **Note:** The totals in Row 4 for girls and in Row 8 for boys must be the same as the totals in Form T-1, Column 3, Rows 1 and 2 respectively.
- 3) For Column 3, list the number of interscholastic teams that have been added in the last five years at each competitive level. Count each team added during the 5 year period only one time. e.g. Girl's junior varsity soccer was added 3 years ago, count the team only once, not 3 times. For girls, total the entries in Rows 1, 2, and 3 into Row 4. For boys, total Rows 5, 6, and 7 into Row 8.
- 4) For Column 4, list the number of participants that are **currently** on each level of the teams that were added in the last five years. If a team was added previously but no longer exists, there are no current participants to be added for that team. For girls, total the entries in Rows 1, 2, and 3 into Row 4. For boys, total Rows 5, 6, and 7 into Row 8.
- 5) For Column 5, calculate the percentage of participants that have been added in the last five years. For girls, take the number in Column 4, Row 4 and divide by the number in Column 2, Row 4. For boys, take the number in Column 4, Row 8 and divide it by the number in Column 2, Row 8.

Note: If the percentage of current participants added in the last five years is 25% or greater, compliance with Test Two may be possible. If less than 25%, then compliance with Test Three should be analyzed. **CAUTION:** 25% is not a formal compliance standard.

Principal's Signature:  Date: 4-7-09

2008-2009
ACCOMMODATION OF INTERESTS AND ABILITIES
SUMMARY PROGRAM CHART T-3

KHSAA
 Form T3
 Rev. 12/08

Participation Opportunities Test Three

FOR ANY QUESTION ANSWERED "YES" IDENTIFY THE RESPECTIVE SPORT(S).

	GIRLS (Yes / No)		BOYS (Yes / No)
1. For a sport <u>not</u> currently offered in your interscholastic athletics program, is there sufficient interest to form a viable interscholastic team based on participation on an <u>intramural team</u> .	No		No
2 For a sport <u>not</u> currently offered, is there sufficient interest, based on the responses to your most recent Student Interest Survey, to form a viable <u>interscholastic team</u> for a sport not currently offered. If yes, what sport?	No		No
3. For a sport currently offered at the junior varsity or freshman level is there sufficient interest, based on your most recent Student Interest Survey, to form a <u>varsity team</u> not currently offered?	No		No
4. For a sport currently offered at the varsity level only, is there sufficient interest, based on your most recent Student Interest Survey, to form a viable team for a <u>junior varsity or freshman team</u> that is not currently offered?	No		No
5. If you answered YES to question (1), (2), (3), or (4), are there enough high schools in the geographic area offering the sport (at the appropriate level) to allow for the development of a reasonable schedule of competition?	N/A		N/A

Plans to Address Interest:

Principal's Signature :  Date: 4/7/09




2008-2009
ACCOMODATION OF INTERESTS AND ABILITIES
SUMMARY PROGRAM CHART T-4

KHSAA
Form T4
F:Forms/T4
Rev.12/08

Levels of Competition Test One

		Column 1	Column 2	Column 3
Girls	Team Levels	Number of Teams Currently Offered	Number of Participants	Percentage of Participants at Each Level
Row 1	varsity:	6	46	79
Row 2	j.v.:	1	12	21
Row 3	frosh:	0	0	0
Row 4	total:		58	100%
Boys				
Row 5	varsity:	7	61	80
Row 6	j.v.:	1	15	20
Row 7	frosh:	0	0	0
Row 8	total:		76	100%

- 1) Column 1, list the number of interscholastic teams offered for girls and boys at each competitive level; varsity, junior varsity, and freshman. (Refer to Form T-2, Accommodation of Interests and Abilities, Summary Program Chart 2, Column 1.)
- 2) For Column 2, list the number of participants at each level. For girls, total the entries in Rows 1, 2, and 3 into Row 4. For boys, total the entries in Rows 5, 6, and 7 into Row 8. (Refer to Form T-2, Accommodation of Interests and Abilities, Summary Program Chart 2, Column 2.)
- 3) For Column 3, calculate the percentage of female and male participants at each level.
For girls' varsity, junior varsity, and frosh, respectively:
 - Divide Column 2, Row 1 by Column 2, Row 4, and place the percentage in Column 3, Row 1
 - Divide Column 2, Row 2 by Column 2, Row 4, and place the percentage in Column 3, Row 2.
 - Divide Column 2, Row 3 by Column 2, Row 4, and place the percentage in Column 3, Row 3.
 -For boys' varsity, junior varsity, and frosh, respectively:
 - Divide Column 2, Row 5 by Column 2, Row 8, and place the percentage in Column 3, Row 5.
 - Divide Column 2, Row 6 by Column 2, Row 8, and place the percentage in Column 3, Row 6.
 - Divide Column 2, Row 7 by Column 2, Row 8, and place the percentage in Column 3, Row 7.

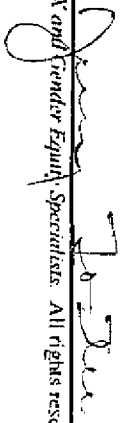
Principal's Signature:  Date: 4/7/09

**2008-2009
ACTUAL EXPENDITURES - PROGRAM COMPARISON CHART 1
TO INCLUDE BOOSTER CLUB FUNDING**

	equipment and supplies		travel		awards		coaches' salaries (to include supplemental and extended employment; dollar amount required)	# Coaches for all levels / # Teams for all levels	facilities improvements		publications (if sport-specific)	
	School	Booster	School	Booster	School	Booster			School	Booster	School	Booster
G basketball	5,489	795	650	187	0	0	4,000	4 / 2	0	0	0	0
B basketball	25,227	1,310	3,175	125	0	0	4,000	4 / 2	0	0	0	0
G softball	2,644	0	0	0	0	0	0	4 / 2	0	0	0	0
B baseball	230	0	0	0	0	0	0	4 / 1	0	0	0	0
G cross country												
B cross country	73	0	0	0	0	0	0	1 / 1	0	0	0	0
G golf	N/A	N/A	N/A	N/A	N/A	N/A	N/A		N/A	N/A	N/A	N/A
B golf	336	0	0	0	0	0	0	2 / 2	0	0	0	0
G soccer	N/A	N/A	N/A	N/A	N/A	N/A	N/A		N/A	N/A	N/A	N/A
B soccer	45	0	0	0	0	0	0	4 / 1	0	0	0	0
G swimming	N/A	N/A	N/A	N/A	N/A	N/A	N/A		N/A	N/A	N/A	N/A
B swimming	N/A	N/A	N/A	N/A	N/A	N/A	N/A		N/A	N/A	N/A	N/A

off to nearest dollar) for the entire school year of 2007-2008 ending June 30, 2008.
 2. Booster Club Funding/Contributions must be included in the above expenditures total. (Note: It is illegal for coaches to be paid by Booster Clubs - Reference KHSAA Bylaw 27)

Principal's Signature: _____



Date: _____

**2008-2009
ACTUAL EXPENDITURES - PROGRAM COMPARISON CHART 2
TO INCLUDE BOOSTER CLUB FUNDING**

	equipment and supplies		travel		awards		coaches' salaries (to include supplemental and extended employment; dollar amount required)	facilities improvements		publications (if sport-specific)	
	Expenditures	Expenditures	Expenditures	Expenditures	Expenditures	Expenditures		Expenditures	Expenditures	Expenditures	Expenditures
G track	406	125	0	0	0	0	2	1	0	0	0
B track	406	125	0	0	0	0	2	1	0	0	0
G tennis	186	0	0	0	0	0	1	1	0	0	0
B tennis	186	0	0	0	0	0	1	1	0	0	0
G volleyball	7,059	0	0	0	0	0	3	2	0	0	0
B wrestling	N/A	N/A	N/A	N/A	N/A	N/A			N/A	N/A	N/A
G (list sport)											
B football											
G (list sport)											
B (list sport)											

1. Total expenditures on T-35 and T-36 on the 2008-2009 year report due by April 15, 2009, should reflect the total monies spent (rounded off to nearest dollar) for the entire school year of 2007-2008 ending June 30, 2008.

2. Booster Club Funding/Contributions must be included in the above expenditures totals. Indicate percentage of total expenditures for each gender: (if disparities are obvious, list on your Corrective Action Plan (T-60) what action you will take to correct the problem).

Gender	Expenditures	Percentage
Boys	\$ 35,238	62
Girls	\$ 21,541	38
Total:	\$ 56,779	100%

Principal's Signature: *[Signature]*
 Copyright 1999, Good Sports, Inc., Title Award Gender Equity Specialist. All rights reserved.

Date: _____

2008-2009 KHSAA TITLE IX ATHLETICS AUDIT

KHSAA
Form T41
Rev. 12/08


Checklist - Overall Interscholastic Athletics Program

DIRECTIONS:

For the Areas of Compliance (Opportunities and Benefits) listed on the left hand side of the page, place a checkmark under the appropriate column identifying whether your school provided an advantage to the Girls' Program, or to the Boys' Program or to Neither Program. A review of T-35 and T-36 spending patterns might be helpful in completing this form.

Areas of Compliance:	ADVANTAGE TO:		
	GIRLS' PROGRAM	BOYS' PROGRAM	NEITHER PROGRAM
OPPORTUNITIES			
Accommodation of Interest and Abilities			Y
BENEFITS			
Equipment and Supplies			X
Scheduling of Games and Practice Time			X
Travel and Per Diem Allowances			X
Coaching			X
Locker Rooms, Practice and Competitive Facilities			X
Medical and Training Facilities and Services			X
Publicity			X
Support Services			X
Athletic Scholarships			X
Tutoring			X
Any meals provided for home			X

If an advantage is shown, corrective action should be shown on T-60 (Corrective Action Plan).

Principal's Signature:  Date: 4/7/09

SCHOOL NAME

Rose Hill Christian

2008-2009

TITLE IX

CORRECTIVE ACTION PLAN

DIRECTIONS:

1. For Column 1, indicate the intended area (Opportunities or Benefits) which needs corrective action in order to achieve gender equity. For Column 2, write the suggested change or activities that will correct the area in need of alteration. For Column 3, include the estimated completion date for the changes or activities.
2. It is possible to attain compliance with Title IX and no longer need "corrective" action. However, the KHSAA strongly encourages compliant schools to identify items for improvement (Column 1), activities to accomplish the improvement (Column 2) and a timetable for completion (Column 3) that will strengthen the athletic program.
3. You may copy this form as needed. Please attach corrective action plans along with audit forms and submit by April 15, 2009.

COLUMN 1 ITEM FOR CORRECTION/IMPROVEMENT	COLUMN 2 SUGGESTED CHANGE/ ACTIVITIES	COLUMN 3 SCHOOL YEAR, COMPLETION DATE OF CORRECTION FOR PROJECT
Prinetime games - basketball	More prinetime games for girls basketball as required	2009-2010

Principal's Signature:

Date:

4/7/09



**2008-2009 INTERSCHOLASTIC
ATHLETICS SURVEY**
Summary of Student Responses

KHSAA
Form T63
Rev.12/08

School Name: Rose Hill Christian

Enrollment
(9-12 Grade): 90 (SHOULD AGREE WITH FORM T-1, COLUMN 1, ROW 3)

Number of 9-11 Grade Students Surveyed: 51

Number of 8th Grade Students Surveyed: 12

Date: April 07, 2009

Completed By: Homeroom teachers

Instructions:

1. Summarize the Student Athletics Interest Surveys Form T-61 by listing the total number of responses on the line next to each sport.
2. Under the Other Category please provide a listing of the sports as well as the number of students who are interested in participating.
3. Please sign and date this Summary Form (T-63) and mail this Summary Form only to the KHSAA by April 15, 2008. Do not mail the student surveys (Form T-61). However, these Forms should be maintained in your files in the event they are requested subsequently.

73 Number of Surveys
58 Total Returned (A minimum of 80% return is expected)
Grades Surveyed (Should be grades 9-11 and 8th grade if school has a feeder
8-11 system)

How Was The Survey Administered? Homeroom distribution and collection
(e.g. was it given in all English classes, or all home rooms, or advisee/advisor?)

KHSAA Sanctioned Fall Sports (List Total Number of Participation Responses)

0 Cross Country (Girls)
0 Cross Country (Boys)
9 Football (Boys)
0 Golf (Girls)
5 Golf (Boys)
6 Soccer (Girls)
8 Soccer (Boys)
9 Volleyball (Girls)

Winter Sport (List Total Number of Participation Responses)

Form T-63
Rev. 12/07

- 8 Basketball (Girls)
- 18 Basketball (Boys)
- 0 Indoor Track (Girls)
- 0 Indoor Track (Boys)
- 4 Swimming & Diving (Girls)
- 4 Swimming & Diving (Boys)
- 0 Wrestling (Boys)

Spring Sport (List Total Number of Participation Responses)

- 7 Baseball (Boys)
- 6 Fast Pitch Softball (Girls)
- 10 Tennis (Girls)
- 10 Tennis (Boys)
- 6 Track (Girls)
- 3 Track (Boys)

Non-KHSAA Championship Sports (From Student Survey T-61 Question 10)

- 7 Archery
- 0 Field Hockey
- 2 Bowling
- 1 Gymnastics (Boys)
- 3 Gymnastics (Girls)
- 2 Ice Hockey
- 4 Lacrosse (Boys)
- 2 Lacrosse (Girls)
- 5 Rifle
- 1 Rodeo
- 0 Slow Pitch Softball
- 0 Volleyball (Boys)
- 0 Water Polo
- 3 Weightlifting

Number of Students who participate in Intramural Sports

(From Student Survey T-61 Question 5)

Sport	Number
Boxing	1
Raquetball	1

List Intramural Sports students are interested in adding:
 (From Student Survey T-61 Question 6)

Form T-63
 Rev. 12/07

<u>Sport</u>	<u>Number</u>
Boxing	1
Tennis	2
Softball	1

Participation in Non-School Sports Activities
 (From Student Survey T-61 Question 7)

<u>Sport</u>	<u>Number</u>
Golf	2
Dance	2
All-star Cheerleading	1
AAU basketball	1
Softball	3
Roller hockey	1

Reasons for not participating in interscholastic athletics
 (From Survey Question 8)

- 5 I prefer other activities such as band, chorus, etc.
- 11 I don't have time
- 0 The practice schedules and game times are inconvenient
- 0 The sport I like isn't offered
- 0 It's too expensive
- 0 I prefer to participate in club or intramural sports
- 8 Working
- 3 Other:
 not specified

Student Suggestions to encourage participation

Greatway to make friends.

None



Principal's Signature

4/7/09

Date

Gender Equity Committee Meeting
Monday, May 12, 2008

Members present: Douglas, Bush

Members absent: Belcher, Fultz

Meeting called to order by Pam Euton, AD.

Minutes of March 10, 2008 meeting approved as read.

Main agenda for this meeting was review of overall balance in athletic offerings, participation, and a review of the varsity basketball schedules for the coming season.

Euton discussed the status of the fall sports. With graduation and expected transfer of many athletes it is difficult to anticipate how next year will shape up. The girls will definitely field a very young team.

Euton pointed out that the school's goal of equalization of athletic opportunity in all is still a top priority. Douglas pointed out that success brings interest and that it could be difficult for the girls in basketball.

The attendees reviewed the basketball schedules for both the male and female varsity teams. Euton noted that the male schedule provided for materially more primetime games than did the female team. Euton added that much of this is caused by the fact that the female team will have very few home games and won't be competitive. Douglas stated that we continue to "conveniently" lose our younger athletes, particularly girls, to neighboring schools—particularly Ashland. It is believed that we will lose 4–5 girls to Ashland before next school year. Douglas stated that he believes the school needs to file complaints, as applicable, with KHSAA since there is plenty of evidence that the girls are openly recruited. All agreed that it is time to be more aggressive particularly in light of Ashland's continuous nitpicking at Rose Hill.

Bush thanked Euton for her years of service to the school. Euton is moving with her family to Georgetown.

There being no other business, the meeting was adjourned.

151
SECRETARY

Gender Equity Committee Meeting
Friday, September 26, 2008

Members present: Thompson, J. Bush, Frailie

Members absent: G. Bush

The meeting was called to order by Thompson, the Title IX coordinator for the school and the minutes of the May 12, 2008 meeting were approved.

Thompson stated that two students, one male and one female, had been named to the committee in past years. However, he recommended naming none at this time because of the poor attendance of students at past meetings.

A review was made of plans for the athletic program for the new school year. The basketball practice schedule will have equal time for both the boys and the girls with each practicing right after school on alternating weeks. This has been the policy for several years and it has worked well. J. Bush recommended that there be no change.

J. Bush said that there still was not enough interest for a soccer team for the girls or for a golf team for the girls.

Thompson stated that the school will not compensate any coaches other than the varsity basketball coaches. Each coach will again receive \$4,000.00 with nothing available for assistants. He stated that this makes it difficult to get qualified coaches but that the budget didn't allow otherwise. He further said that due to finances, uniforms, travel, and equipment will have to be kept to a minimum for both the boys and the girls.

Thompson stated that there would be two more meetings this school year with others added as needed. Notice of the next meeting will be made in advance by Euton. The meeting will probably be in March, 2009 followed by a final meeting in May, 2009.

There being no other business, the meeting was adjourned.

 /5/
SECRETARY

Gender Equity Committee Meeting
Wednesday, March 11, 2009

Members present: Thompson, G. Bush, J. Bush, Frailie

Members absent: none

The meeting was called to order by Thompson, the Title IX coordinator for the school.

The minutes of the September 26, 2008 meeting were distributed and approved.

Thompson said that the purpose of the meeting was to update the committee members on events and developments related to the sports program of both the boys and girls.

G. Bush reported that the girls had experienced a good fall with the volleyball team winning its first district title. Due to lack of interest, the school did not offer golf or soccer for the girls. The boys had limited success in soccer and golf.

J. Bush reported that the boys had experienced a modestly successful varsity basketball season finishing with a 16-11 record.

G. Bush said that the girls were very young but enthusiastic. They finished with a record of 2-24.

Frailie stated that the school had received a complaint from KHSAA in regard to the lack of primetime games for the girls. He said that Coach Watkins had contacted KHSAA to explain the situation. He further stated that the situation must be remedied next year. All agreed.

Spring sports should include baseball, softball, and track and tennis for both boys and girls. The tennis program seems to be flourishing under the leadership to Kimberly Bush. However, the team is very young.

Thompson stated that notice of the next meeting will be made in advance but that it is likely to be in May prior to the close of school.

There being no other business, the meeting was adjourned.

151
SECRETARY